RMT ROOFING AND
WATERPROOFING
CONSULTANTS, INC.
410 SOVEREIGN COURT
SUITE #18
MANCHESTER, MISSOURI 63011
(636) 391-2185

CLYDESDALE HALL
ROOF REPLACEMENT

900 E. CAMPUS DRIVE
COLUMBIA, BOONE COUNTY, MISSOURI 65211

FOR: THE CURATORS OF THE
UNIVERSITY OF MISSOURI

DATE: NOVEMBER 5, 2026

PROJECT NO.: CP260961

ADOPTED CODES:

UM CONSULTANT PROCEDURES
AND DESIGN GUIDELINES:
CURRENT EDITION

IBC:	2024
IBD	2021
IMC:	2024
IPC:	2024
IFC:	2024
IFGC	2024
NEC:	2023
NFPA 13:	2023
NFPA 14:	2024
NFPA 20:	2024
NFPA 45:	2024
NFPA 72:	2022
NFPA 90A:	2024
NFPA 96:	2024
NFPA 99:	2023
NFPA 101:	2012
NFPA 110:	2024
ASHRAE 90.1:	2022
ASME A17.1:	2022
ADA	2017

SHEET LIST

11-05-2026 - ISSUED FOR CONSTRUCTION			REVISION DESCRIPTION								
SHEET NO.	SHEET TITLE	SHEET TYPE		1	2	3	4	5	6	7	8	9
	COVER SHEET (THIS SHEET)	SHEET NO.										
A100	SITE PLAN AND SITE COORDINATION PLAN	SITE PLAN										
A101	DEMOLITION ROOF PLAN	ROOF PLAN										
A102	RENOVATION ROOF PLAN	ROOF PLAN										
A103	RENOVATION ROOF PLAN	ROOF PLAN										
A104	RENOVATION ROOF PLAN	ROOF PLAN										
A105	RENOVATION ROOF PLAN	ROOF PLAN										
A201	ROOF DETAILS	DETAILS										
A202	ROOF DETAILS	DETAILS										
A203	ROOF DETAILS	DETAILS										

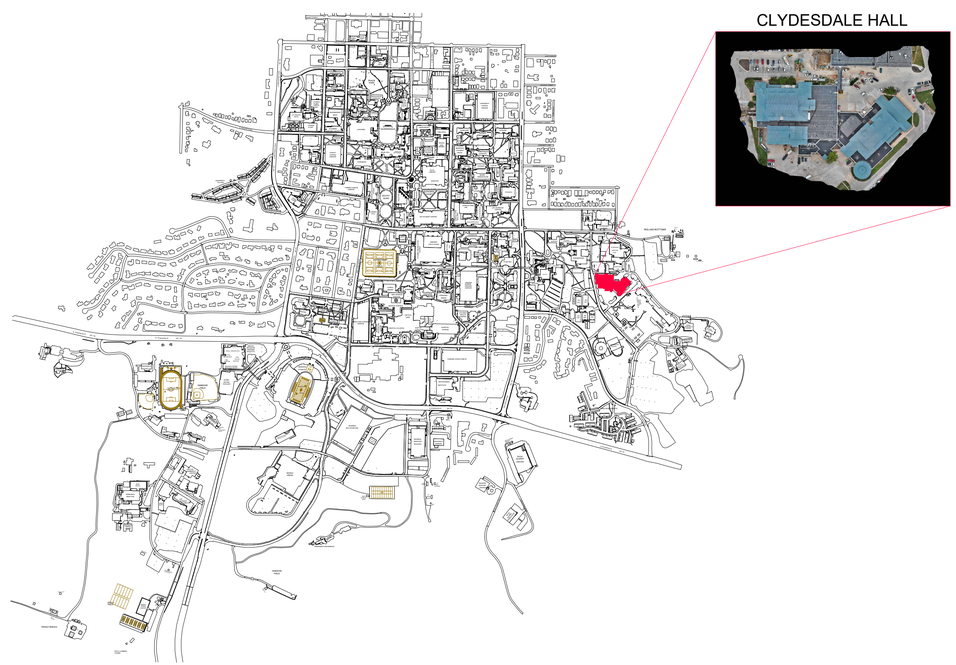

UNIVERSITY OF MISSOURI - COLUMBIA SITE MAP
NOT TO SCALE

PROJECT NOTES:

1. ANY OPERATION WHERE HIGH LEVELS OF NOISE ARE EXPECTED ON THE CONSTRUCTION SITE WILL NEED TO BE COORDINATED AND APPROVED WITH THE OWNER'S REPRESENTATIVE AT LEAST 48 HOURS PRIOR TO THE WORK BEING INITIATED.
2. DISCONNECTION OR INTERRUPTION OF ANY BUILDING SYSTEMS OR SERVICES MUST BE COORDINATED WITH OWNER'S REPRESENTATIVE AT LEAST 72 HOURS PRIOR TO WORK BEING PERFORMED, CONTRACTOR'S WORK SHALL BE CONTINUOUS UNTIL UTILITY IS RESTORED.
3. AREAS NOT UNDER CONSTRUCTION SHALL BE MAINTAINED FOR PUBLIC ACCESS AND CIRCULATION. CONTRACTOR SHALL PROVIDE TEMPORARY LIGHTS AND MAINTAIN TEMPERATURE AND HUMIDITY CONTROL WITHIN THE WORK AREA DURING THE CONSTRUCTION OF THE PROJECT AS DIRECTED BY OWNER'S REPRESENTATIVE AND AS REQUIRED FOR THE SAFETY AND SECURITY OF THE PUBLIC.
4. CONTRACTOR SHALL MAINTAIN AND KEEP ALL EXISTING MEANS OF EGRESS BARRIER-FREE.
5. CONTRACTOR SHALL MAINTAIN AND PROTECT THE EXISTING CONDITIONS IN THE WORK AREA UNLESS OTHERWISE NOTED. THE CONTRACTOR SHALL TAKE PHOTOGRAPHS OF INTERIOR AND EXTERIOR AREAS DOCUMENTING EXISTING CONDITIONS BEFORE PROCEEDING WITH THE WORK. ANY DAMAGE DONE TO EXISTING CONDITIONS DURING CONSTRUCTION SHALL BE REPAIRED TO THE SATISFACTION OF THE OWNER'S REPRESENTATIVE WITHOUT ADDITIONAL COST THE THE OWNER.
6. EVERY DIMENSION THAT IS DIRECTLY OR INDIRECTLY RELATED TO EXISTING CONDITIONS OR CONSTRUCTION SHALL BE CAREFULLY MEASURED AND COORDINATED WITH ADJACENT CONDITIONS. CONTRACTOR SHALL REPORT DISCREPANCIES, EXISTING CONDITIONS AND THE CONTRACT DOCUMENTS TO THE OWNER'S REPRESENTATIVE AND/OR ARCHITECT PRIOR TO BEGINNING THE WORK.
7. CONTRACTOR SHALL CONTAIN ALL CONSTRUCTION ACTIVITY, INCLUDING STORAGE OF MATERIAL AND EQUIPMENT, WITHIN THE CONSTRUCTION LIMITS. THE ROOFING CONTRACTOR MUST INSTALL A SAFETY FENCE 6' FROM THE PERIMETER OF THE STORED ROOFING MATERIALS WITHIN THE PRE-DETERMINED STAGING AREA. MATERIALS ARE TO STORED WITH A TARP COVERING OF SUFFICIENT MIL THICKNESS WHICH HAS BEEN PROPERLY WEIGHED DOWN. LIQUID MATERIALS (SUCH AS GASOLINE, MEMBRANE ADHESIVE, WEATHERED MEMBRANE CLEANER, ETC.) ARE TO ONLY BE STORED ON THE ROOF NEAR ROOFING SECTION UNDER REPLACEMENT..
8. CONTRACTOR SHALL PROVIDE TEMPORARY DIRECTIONAL SIGNAGE AS WELL AS CONSTRUCTION SIGNAGE NOTIFYING THE PUBLIC OF CONSTRUCTION LIMITS, AS NEEDED.
9. CONTRACTOR SHALL SECURE AND PROTECT THE WORK AREA AT THE END OF EACH DAY.
10. CONTRACTOR SHALL MAKE ALLOWANCES FOR AMPLE EXPANSION AND CONTRACTION FOR ELECTRICAL, STRUCTURAL AND OTHER BUILDING COMPONENTS SUBJECT TO SUCH MOVEMENT, INSTALL SLEEVES, RECESSES AND OPENING IN THE WORK TO RECEIVE MATERIALS INSTALLED BY OTHER TRADES.

PROJECT NOTES: (CONT.)

11. CONTRACTOR SHALL BE SOLELY RESPONSIBLE FOR THE MEANS, METHODS AND SEQUENCES OF CONSTRUCTION AND THE SAFETY OF CONSTRUCTION PERSONNEL AND AUTHORIZED VISITORS.
12. NO STANDING, STAGING OR PARKING IN FIRE LANE. ACCESS OF LIMITED FOR STOCKING AND HAUL-OFF. ALL LOADING AND HAUL-OFF ACTIVITY WILL BE DAILY; NO HOURLY LIMIT ON STOCKING AND HAUL-OFF HOURS.
13. CONTRACTOR IS RESPONSIBLE FOR PROTECTING THE EXISTING ROOF MEMBRANE DURING DEMOLITION.
14. UNIVERSITY STAFF AND STUDENT'S HOLD THE RIGHT-OF-WAY AT ALL TIMES DURING ROOF CONSTRUCTION, ESPECIALLY DURING CAMPUS SURGICAL EVENTS..
15. AS OF 2018, SMOKING AND THE USE OF TOBACCO OR SMOKELESS TOBACCO PRODUCTS BY STUDENTS, FACULTY, STAFF AND VISITORS ARE PROHIBITED ON ALL MISSOURI STATE UNIVERSITY PROPERTIES EXCEPT; 1. WHILE INSIDE OF A PERSONAL VEHICLE 2. WITHIN THE DESIGNATED SMOKING AREAS OUTSIDE GREAT SOUTHERN BANK ARENA, PLASTER STADIUM, HAMMONS STUDENT CENTER, AND JUANITA K. HAMMONS HALL DURING PERFORMANCES OR EVENTS.

LANDSCAPE NOTES:

1. VEHICLES ARE TO USE DESIGNATED CONSTRUCTION ENTRANCES AS INDICATED ON DRAWINGS OR CONSTRUCTION DOCUMENTS. IF NO CONSTRUCTION ROUTE IS INDICATED VEHICLES ARE RESTRICTED TO SIDEWALKS OR PAVED AREAS. ALL CONSTRUCTION EQUIPMENT AND OR VEHICLES SHALL VERIFY THE WEIGHT LIMIT AND RESTRICTION ON PAVEMENT PRIOR TO CONSTRUCTION AND NOTIFY OWNER'S REPRESENTATIVE OF THE PLANNED ROUTE.
2. THERE SHALL BE NO VEHICLE MOVEMENT IN ANY LANDSCAPED, SHRUB OR PERENNIAL AREAS, MULCH BED AND/OR TREE CANOPY DRIP AND ROOT ZONES, WITHOUT PRIOR NOTIFICATION AND APPROVAL FROM LANDSCAPE SERVICES. LANDSCAPE SERVICES REQUIRES ONE WEEK NOTICE PRIOR TO ANY VEHICLE MOVEMENT IN THESE AREAS.
3. WHERE ACCESS TO BUILDING REQUIRES CROSSING TURF, MULCH AREAS, TREE ROOT SYSTEMS, TREE CANOPY ZONES, OR IRRIGATION SYSTEMS, THE CONTRACTOR SHALL USE ALTURNAMATS BY DICA OR APPROVED EQUAL.
4. VEHICLE ACCESS SHALL NOT BREAK OR RUB TREE BRANCHES. OWNER WILL PRUNE TREE BRANCHES TO PROVIDE CLEARANCE AROUND BUILDING ENTRANCE. OWNER REQUIRES ONE WEEK'S NOTICE FOR THIS WORK TO BE DONE.
5. DO NOT COMPACT GRADE WITHIN THE DRIP LINE OF TREES. PROVIDE APPROVED FENCING TO PREVENT DRIVING OR EQUIPMENT PARKING WITHIN DRIP LINE OF TREES, PRIOR TO CONSTRUCTION OR WORK IN THE PROJECT AREA. MU'S CAMPUS STANDARD 6' CHAIN LINK FENCE AND POSTS SHALL BE USED UNLESS OTHERWISE NOTED AND/OR APPROVED BY LANDSCAPE SERVICES.

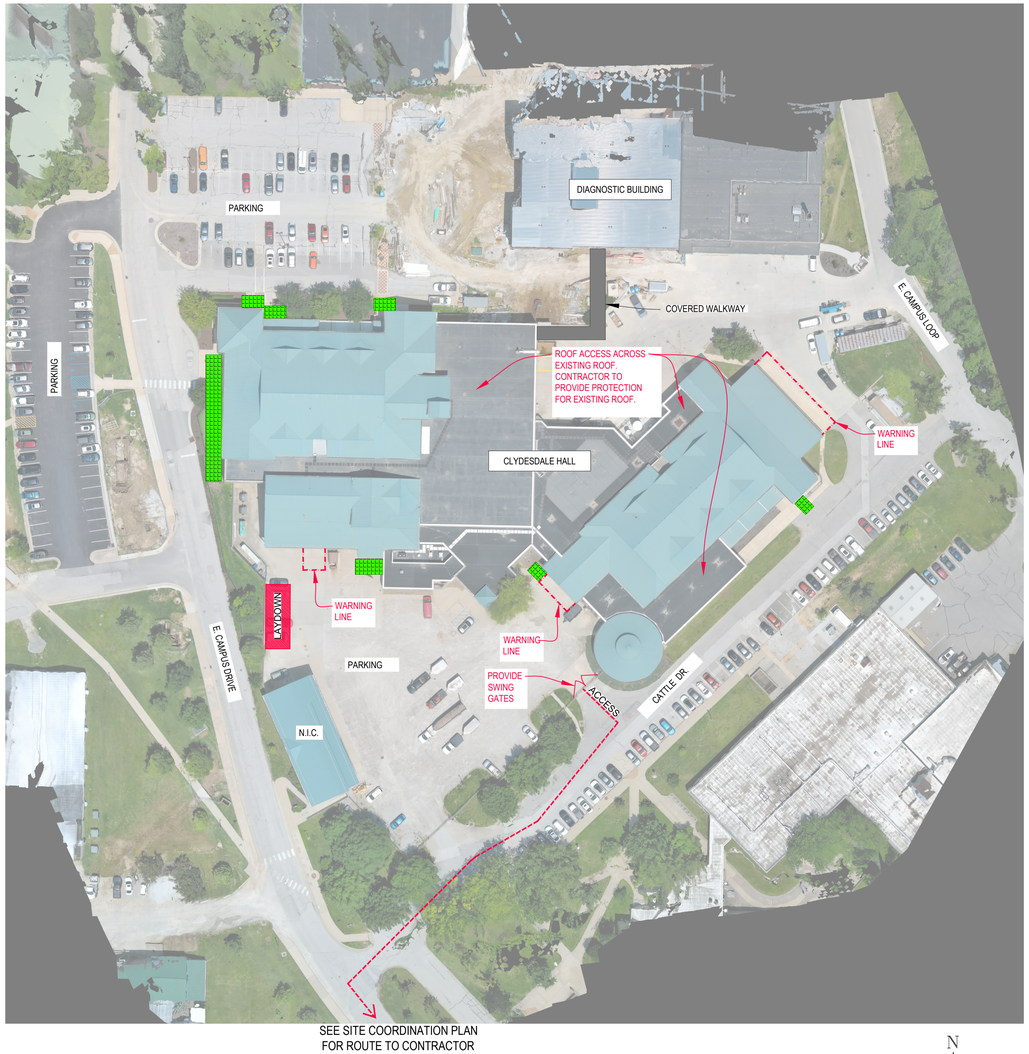

SEE SITE COORDINATION PLAN FOR ROUTE TO CONTRACTOR PARKING AND STORAGE AREA

1 A100 SITE PLAN
SCALE: N.T.S.

CONTRACTOR ACCESS ROUTE
OVERHEAD PROTECTION
LEGEND

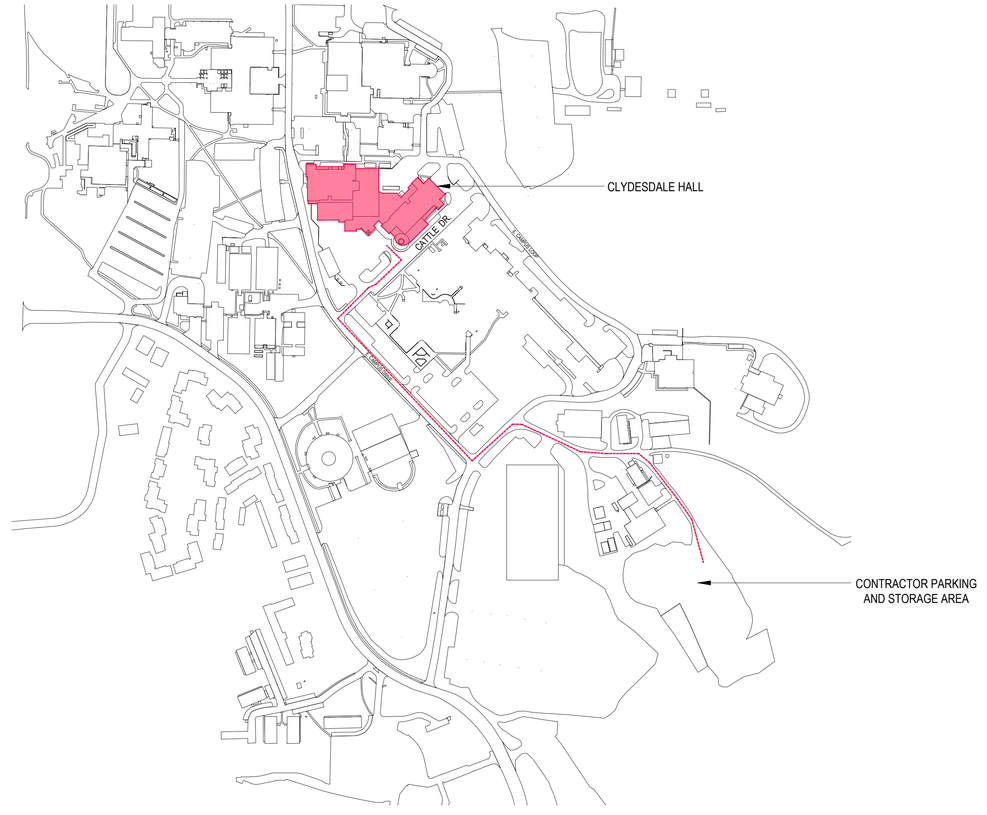

2 A100 SITE COORDINATION PLAN
SCALE: N.T.S.

The Professional Architects seal and signature affixed to this sheet applies only to the material and information shown on this sheet. All drawings, instruments, or other documents not exhibiting this seal shall not be considered prepared by this architect, and this architect expressly disclaims any and all responsibility for such plans, drawings, or documents not exhibiting this seal.

This Document is intended to be signed digitally. If no digital signature is attached to this file, this media should not be considered a certified document.

11/05/2026	ISSUED FOR CONSTRUCTION
DRAWN BY: IDS	CHECKED BY: RPO

RMT ROOFING AND WATERPROOFING CONSULTANTS, INC.
410 SOVEREIGN COURT STE 18
MANCHESTER, MO 63011
OFFICE (636)-391-2185

CLYDESDALE HALL
ROOF REPLACEMENT
900 E. CAMPUS DRIVE
COLUMBIA, BOONE COUNTY, MISSOURI 65211

PROJECT NUMBER
CP260961

SHEET TITLE:
SITE PLAN AND SITE COORDINATION PLAN

SHEET NUMBER:
A100

EXISTING ROOF CONSTRUCTION: AREAS 1, 1A, 4, 5, 7, 8, 9, 10 AND 11

- PREFINISHED STANDING SEAM METAL ROOF PANELS OVER
- 30# ROOFING FELT OVER
- 1/2" GYPSUM BOARD OVER
- 4" RIGID INSULATION
- SLOPED STRUCTURAL METAL DECK

EXISTING ROOF CONSTRUCTION: AREAS 2, 3, 6 AND 12

- PREFINISHED STANDING SEAM METAL ROOF PANELS OVER
- 30# ROOFING FELT OVER
- 1/2" PLYWOOD OVER
- SLOPED STRUCTURAL METAL DECK

DEMOLITION ROOF NOTES:

1. REMOVE EXISTING ROOF PANELS, ASSOCIATED SHEET METAL FLASHING COMPONENTS, ROOFING FELT, PLYWOOD AND RIGID INSULATION DOWN TO STEEL DECK.
2. REMOVE EXISTING ROOF PANELS, ASSOCIATED SHEET METAL FLASHING COMPONENTS AND ROOFING FELT. INSPECT EXISTING PLYWOOD SUBSTRATE AND REPLACE ANY DAMAGED OR DETERIORATED BOARDS.
3. REMOVE EXISTING SHEET METAL GUTTER AND DOWNSPOUTS.
4. REMOVE EXISTING SHEET METAL EDGE AND FASCIA.
5. CONTRACTOR RESPONSIBLE FOR PROVIDING PROTECTION OVER EXISTING ROOF AREAS USED FOR ACCESS DURING ALL PHASES OF CONSTRUCTION.

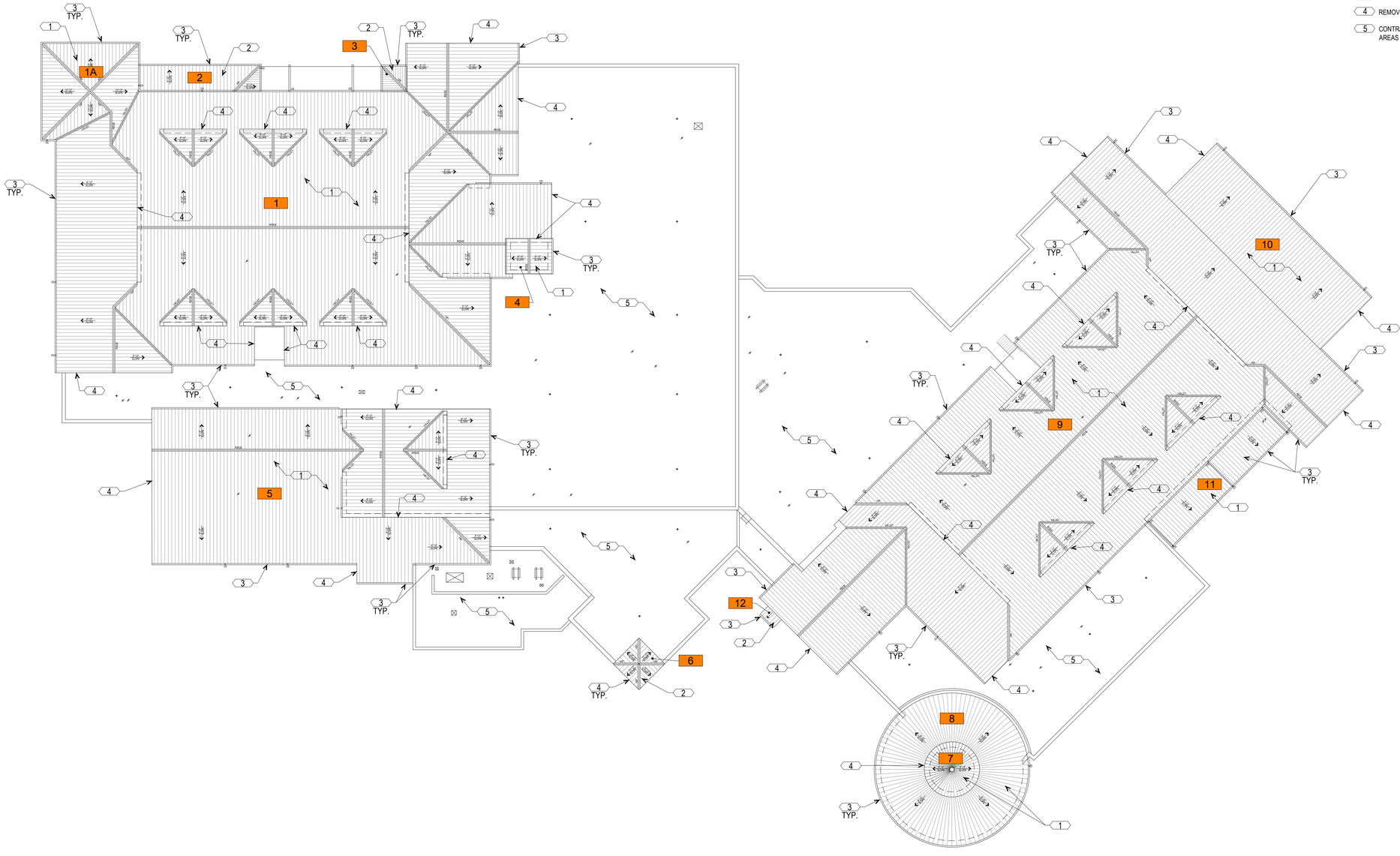

1 A101 DEMOLITION ROOF PLAN
NOT TO SCALE

N
W E
S

LEGEND	
⊠	RTU CURB
◯	EXHAUST VENT ON CURB
	CONDENSING UNIT ON SUPPORT CURBS
RD	PRIMARY ROOF DRAIN
OD	OVERFLOW DRAIN
	SOIL STACK
	GOOSENECK VENT
●	PENETRATION POCKET
◎	HEAT STACK
LP	LIGHTNING PROTECTION
○	MISC. PIPE PENETRATION
A	ABANDONED CURB/UNIT
DS	DOWNSPOUT
X	AREA ID

The Professional Architects seal and signature affixed to this sheet applies only to the material and information shown on this sheet. All drawings, instruments, or other documents not exhibiting this seal shall not be considered prepared by this architect, and this architect cannot assume any responsibility for such plans, drawings, or documents not exhibiting this seal.

This Document is intended to be signed digitally. If no digital signature is attached to this file, this media should not be considered a certified document.

11/05/2026	ISSUED FOR CONSTRUCTION	DRAWN BY: IDS	CHECKED BY: RPO

RMT ROOFING AND WATERPROOFING CONSULTANTS, INC.
410 SOVEREIGN COURT STE 18
MANCHESTER, MO 63011
OFFICE (636)-391-2185

CLYDESDALE HALL
ROOF REPLACEMENT
900 E. CAMPUS DRIVE
COLUMBIA, BOONE COUNTY, MISSOURI 65211

PROJECT NUMBER
CP260961

SHEET TITLE:
DEMOLITION ROOF PLAN

SHEET NUMBER:
A101

CONTRACTOR RESPONSIBLE TO PROTECT SURROUNDING ROOF AREAS THAT MAY BE UTILIZED FOR ACCESS AND MATERIAL STORAGE BY LAYING INSULATION AND PLYWOOD OVER EXISTING ROOF.

RENOVATION ROOF NOTES:

1. CONTRACTOR RESPONSIBLE TO FIELD VERIFY ALL MEASUREMENTS BEFORE BEGINNING EACH DAYS CONSTRUCTION.
2. NEW METAL ROOF ASSEMBLY OVER CONDITIONED SPACE TO BE INSTALLED AS FOLLOWS:
   - SELF-ADHERED VAPOR BARRIER OVER EXISTING STEEL DECK.
   - CONTRACTOR TO USE (2) LAYERS OF 2" POLYISO. INSULATION BOARDS INSTALLED WITH JOINTS STAGGERED AND JOINTS VERTICALLY OFFSET FROM BOARDS BELOW.
   - (1) LAYER OF 1/2" GYPSUM COVER BOARD, MECHANICALLY FASTENED TO STEEL DECK TO MEET FM I-90 REQUIREMENTS.
   - SELF-ADHERED HT MEMBRANE UNDERLAYMENT INSTALLED OVER THE COVER BOARD. INSTALL ADDITIONAL LAYERS OF UNDERLAYMENT AT EAVES, RIDGES, HIPS AND VALLEYS.
   - 24 GA. KYNAR-COATED SHEET METAL ROOF PANELS WITH ZEE-LOCK STANDING SEAM.
3. NEW METAL ROOF ASSEMBLY OVER NON-CONDITIONED SPACE TO BE INSTALLED AS FOLLOWS:
   - SELF-ADHERED HT MEMBRANE UNDERLAYMENT INSTALLED OVER THE EXISTING PLYWOOD SUBSTRATE.
   - 24 GA. KYNAR-COATED SHEET METAL ROOF PANELS WITH ZEE-LOCK STANDING SEAM.
4. INSTALL 24 GA. KYNAR-COATED SHEET METAL EAVE FLASHING, GUTTER AND DOWNSPOUTS. PROVIDE ADDITIONAL LAYER OF SELF-ADHERED HT MEMBRANE AT EAVE / GUTTER LOCATIONS.
5. INSTALL 24 GA. KYNAR-COATED SHEET METAL FASCIA.
6. INSTALL 24 GA. KYNAR-COATED SHEET METAL WALL FLASHING AND COUNTERFLASHING.
7. INSTALL 24 GA. KYNAR-COATED SHEET METAL RIDGE CAP. PROVIDE ADDITIONAL LAYER OF SELF-ADHERED HT MEMBRANE CENTERED OVER RIDGE OR HIP.
8. INSTALL 24 GA. KYNAR-COATED SHEET METAL VALLEY FLASHING. PROVIDE ADDITIONAL LAYER OF SELF-ADHERED HT MEMBRANE CENTERED ON VALLEY.
9. INSTALL 24 GA. KYNAR-COATED SHEET METAL COUNTERFLASHING AT TIE-IN TO EPDM ROOF MEMBRANE.
10. AT RADIUSED ROOF, INSTALL TAPERED METAL ROOF PANELS TO MATCH EXISTING DIMENSIONS. INSTALL A 24 GA. KYNAR-COATED SHEET METAL DRIP EDGE AND FASCIA WITH 22 GA. JOGGLE CLEATS SPACED 6" O.C.
11. INSTALL SNOW AND ICE GUARD AS SPECIFIED. SNOW GUARD MANUFACTURER TO PROVIDE LAYOUT PLAN FOR SNOW GUARD LOCATIONS. CURRENT LAYOUT SHOWN FOR REFERENCE ONLY. MANUFACTURER TO PROVIDE QUANTITY AND LOCATION.
12. REMOVE AND RE-INSTALL EXISTING LIGHTNING PROTECTION SYSTEM.

AREA ID	ASSEMBLY TYPE
1	CONDITIONED
1A	CONDITIONED
2	NON-CONDITIONED
3	NON-CONDITIONED
4	CONDITIONED
5	CONDITIONED
6	NON-CONDITIONED
7	CONDITIONED
8	CONDITIONED
9	CONDITIONED
10	CONDITIONED
11	CONDITIONED
12	NON-CONDITIONED

KEY PLAN

LEGEND

	RTU CURB
	EXHAUST VENT ON CURB
	CONDENSING UNIT ON SUPPORT CURBS
RD	PRIMARY ROOF DRAIN
OD	OVERFLOW DRAIN
	SOIL STACK
	GOOSENECK VENT
	PENETRATION POCKET
	HEAT STACK
LP	LIGHTNING PROTECTION
	MISC. PIPE PENETRATION
A	ABANDONED CURB/UNIT
DS	DOWNSPOUT
X	AREA ID

1 A102 RENOVATION ROOF PLAN
SCALE: 1/8" = 1'-0"

N W E S

The Professional Architects seal and signature affixed to this sheet applies only to this sheet and information shown on this sheet. All drawings, instruments, or other documents not exhibiting this seal shall not be considered prepared by this architect, and the architect shall not be responsible for any use of, and responsibility for such plans, drawings, or documents not exhibiting this seal.

This Document is intended to be signed digitally. If no digital signature is attached to this file, this media should not be considered a certified document.

ISSUED FOR CONSTRUCTION	DRAWN BY:	CHECKED BY:
11/05/2026	IDS	RPO

RMT ROOFING AND WATERPROOFING CONSULTANTS, INC.
410 SOVEREIGN COURT STE 18
MANCHESTER, MO 63011
OFFICE (636)-391-2185

CLYDESDALE HALL
ROOF REPLACEMENT
900 E. CAMPUS DRIVE
COLUMBIA, BOONE COUNTY, MISSOURI 65211

PROJECT NUMBER
CP260961

SHEET TITLE:
RENOVATION ROOF PLAN

SHEET NUMBER:
A102

CONTRACTOR RESPONSIBLE TO PROTECT SURROUNDING ROOF AREAS THAT MAY BE UTILIZED FOR ACCESS AND MATERIAL STORAGE BY LAYING INSULATION AND PLYWOOD OVER EXISTING ROOF.

RENOVATION ROOF NOTES:

1. CONTRACTOR RESPONSIBLE TO FIELD VERIFY ALL MEASUREMENTS BEFORE BEGINNING EACH DAYS CONSTRUCTION.
2. NEW METAL ROOF ASSEMBLY OVER CONDITIONED SPACE TO BE INSTALLED AS FOLLOWS:
   - SELF-ADHERED VAPOR BARRIER OVER EXISTING STEEL DECK.
   - (1) LAYER OF 4" POLYISO. INSULATION BOARDS, LOOSE-LAID OVER STEEL DECK. CONTRACTOR HAS OPTION TO USE (2) LAYERS OF 2" POLYISO. INSULATION BOARDS INSTALLED WITH JOINTS STAGGERED AND JOINTS VERTICALLY OFFSET FROM BOARDS BELOW.
   - (1) LAYER OF 1/2" GYPSUM COVER BOARD, MECHANICALLY FASTENED TO STEEL DECK TO MEET FM I-90 REQUIREMENTS.
   - SELF-ADHERED HT MEMBRANE UNDERLAYMENT INSTALLED OVER THE COVER BOARD. INSTALL ADDITIONAL LAYERS OF UNDERLAYMENT AT EAVES, RIDGES, HIPS AND VALLEYS.
   - 24 GA. KYNAR-COATED SHEET METAL ROOF PANELS WITH ZEE-LOCK STANDING SEAM.
3. NEW METAL ROOF ASSEMBLY OVER NON-CONDITIONED SPACE TO BE INSTALLED AS FOLLOWS:
   - SELF-ADHERED HT MEMBRANE UNDERLAYMENT INSTALLED OVER THE EXISTING PLYWOOD SUBSTRATE.
   - 24 GA. KYNAR-COATED SHEET METAL ROOF PANELS WITH ZEE-LOCK STANDING SEAM.
4. INSTALL 24 GA. KYNAR-COATED SHEET METAL EAVE FLASHING, GUTTER AND DOWNSPOUTS. PROVIDE ADDITIONAL LAYER OF SELF-ADHERED HT MEMBRANE AT EAVE / GUTTER LOCATIONS.
5. INSTALL 24 GA. KYNAR-COATED SHEET METAL FASCIA.
6. INSTALL 24 GA. KYNAR-COATED SHEET METAL WALL FLASHING AND COUNTERFLASHING.
7. INSTALL 24 GA. KYNAR-COATED SHEET METAL RIDGE CAP. PROVIDE ADDITIONAL LAYER OF SELF-ADHERED HT MEMBRANE CENTERED OVER RIDGE OR HIP.
8. INSTALL 24 GA. KYNAR-COATED SHEET METAL VALLEY FLASHING. PROVIDE ADDITIONAL LAYER OF SELF-ADHERED HT MEMBRANE CENTERED ON VALLEY.
9. INSTALL 24 GA. KYNAR-COATED SHEET METAL COUNTERFLASHING AT TIE-IN TO EPDM ROOF MEMBRANE.
10. AT RADIUSED ROOF, INSTALL TAPERED METAL ROOF PANELS TO MATCH EXISTING DIMENSIONS. INSTALL A 24 GA. KYNAR-COATED SHEET METAL DRIP EDGE AND FASCIA WITH 22 GA. JOGGLE CLEATS SPACED 6" O.C.
11. INSTALL SNOW AND ICE GUARD AS SPECIFIED. SNOW GUARD MANUFACTURER TO PROVIDE LAYOUT PLAN FOR SNOW GUARD LOCATIONS. CURRENT LAYOUT SHOWN FOR REFERENCE ONLY. MANUFACTURER TO PROVIDE QUANTITY AND LOCATION.
12. REMOVE AND RE-INSTALL EXISTING LIGHTNING PROTECTION SYSTEM.

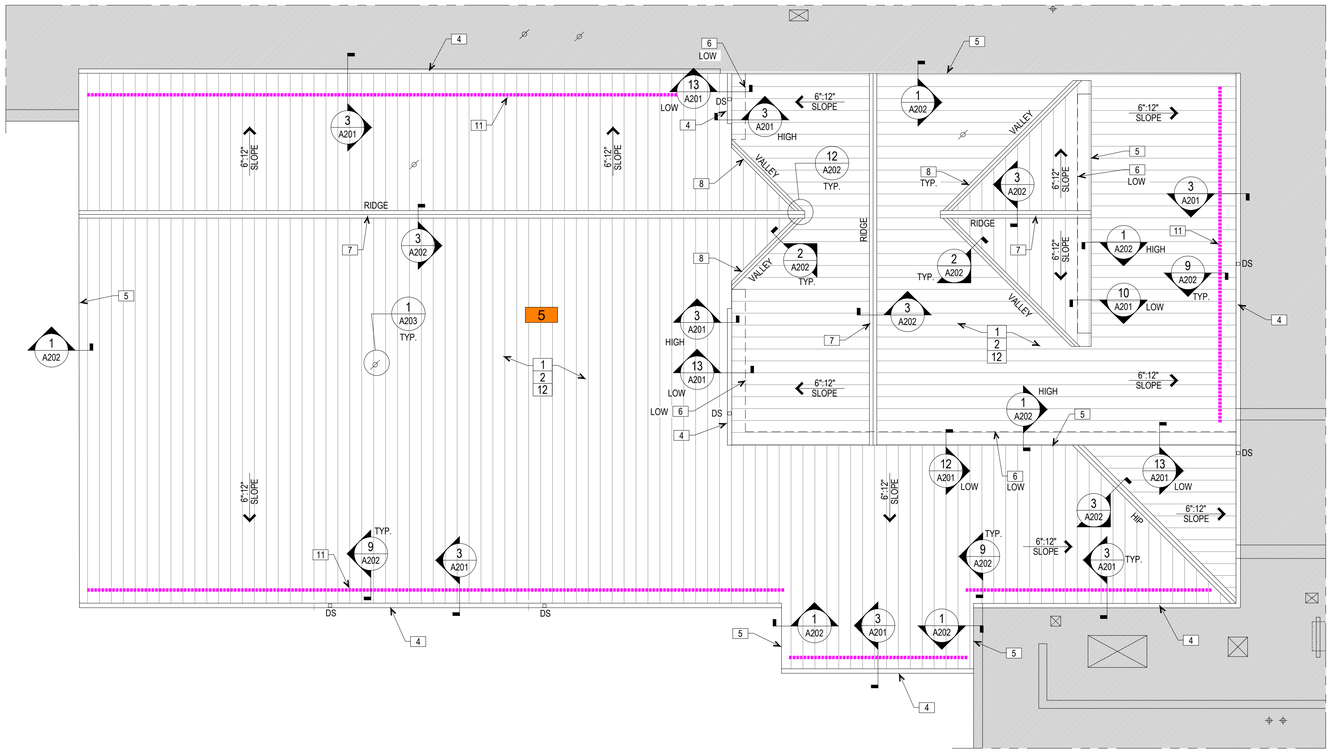

1 A103 RENOVATION ROOF PLAN
SCALE: 1/8" = 1'-0"

AREA ID	ASSEMBLY TYPE
1	CONDITIONED
1A	CONDITIONED
2	NON-CONDITIONED
3	NON-CONDITIONED
4	CONDITIONED
5	CONDITIONED
6	NON-CONDITIONED
7	CONDITIONED
8	CONDITIONED
9	CONDITIONED
10	CONDITIONED
11	CONDITIONED
12	NON-CONDITIONED



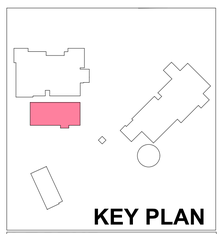

KEY PLAN

LEGEND

	RTU CURB
	EXHAUST VENT ON CURB
	CONDENSING UNIT ON SUPPORT CURBS
RD	PRIMARY ROOF DRAIN
OD	OVERFLOW DRAIN
	SOIL STACK
	GOOSENECK VENT
	PENETRATION POCKET
	HEAT STACK
LP	LIGHTNING PROTECTION
	MISC. PIPE PENETRATION
A	ABANDONED CURB/UNIT
DS	DOWNSPOUT
X	AREA ID

The Professional Architects seal and signature affixed to this sheet applies only to the material and information shown on this sheet. All drawings, instruments, or other documents not exhibiting this seal shall not be considered prepared by this architect, and this architect cannot accept responsibility for all such documents and/or for the use of such plans, drawings, or documents not exhibiting this seal.

This Document is intended to be signed digitally. If no digital signature is attached to this file, this media should not be considered a certified document.

DATE	ISSUED FOR CONSTRUCTION
11/05/2026	

DRAWN BY: IDS CHECKED BY: RPO

RMT ROOFING AND WATERPROOFING CONSULTANTS, INC.
410 SOVEREIGN COURT STE 18
MANCHESTER, MO 63011
OFFICE (636)-391-2185

CLYDESDALE HALL
ROOF REPLACEMENT
900 E. CAMPUS DRIVE
COLUMBIA, BOONE COUNTY, MISSOURI 65211

PROJECT NUMBER
CP260961

SHEET TITLE:
RENOVATION ROOF PLAN

SHEET NUMBER:
A103

CONTRACTOR RESPONSIBLE TO PROTECT SURROUNDING ROOF AREAS THAT MAY BE UTILIZED FOR ACCESS AND MATERIAL STORAGE BY LAYING INSULATION AND PLYWOOD OVER EXISTING ROOF.

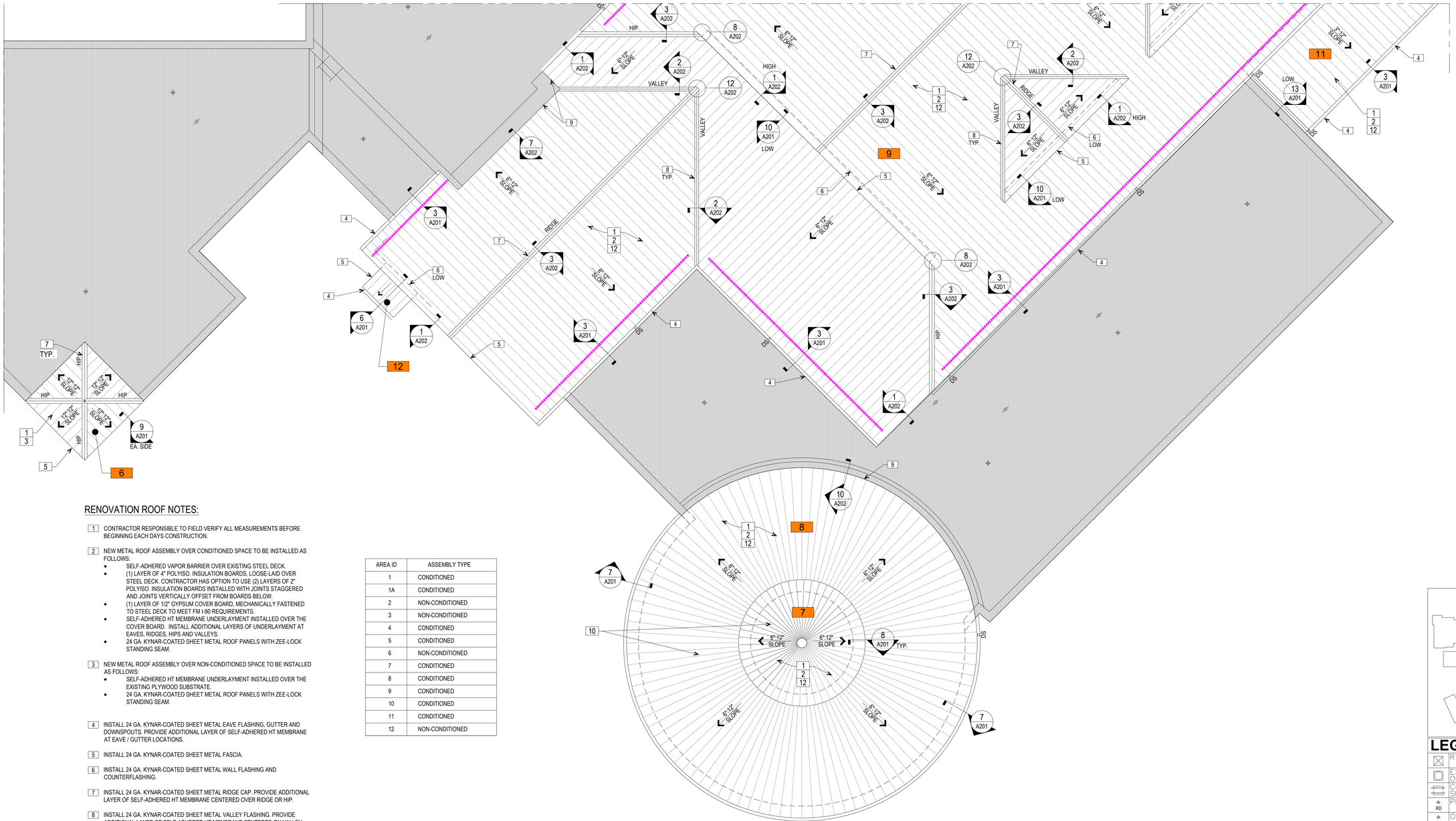

RENOVATION ROOF NOTES:

1. CONTRACTOR RESPONSIBLE TO FIELD VERIFY ALL MEASUREMENTS BEFORE BEGINNING EACH DAYS CONSTRUCTION.
2. NEW METAL ROOF ASSEMBLY OVER CONDITIONED SPACE TO BE INSTALLED AS FOLLOWS:
   - SELF-ADHERED VAPOR BARRIER OVER EXISTING STEEL DECK.
   - (1) LAYER OF 4" POLYISO. INSULATION BOARDS, LOOSE-LAID OVER STEEL DECK. CONTRACTOR HAS OPTION TO USE (2) LAYERS OF 2" POLYISO. INSULATION BOARDS INSTALLED WITH JOINTS STAGGERED AND JOINTS VERTICALLY OFFSET FROM BOARDS BELOW.
   - (1) LAYER OF 1/2" GYPSUM COVER BOARD, MECHANICALLY FASTENED TO STEEL DECK TO MEET FM I-90 REQUIREMENTS.
   - SELF-ADHERED HT MEMBRANE UNDERLAYMENT INSTALLED OVER THE COVER BOARD. INSTALL ADDITIONAL LAYERS OF UNDERLAYMENT AT EAVES, RIDGES, HIPS AND VALLEYS.
   - 24 GA. KYNAR-COATED SHEET METAL ROOF PANELS WITH ZEE-LOCK STANDING SEAM.
3. NEW METAL ROOF ASSEMBLY OVER NON-CONDITIONED SPACE TO BE INSTALLED AS FOLLOWS:
   - SELF-ADHERED HT MEMBRANE UNDERLAYMENT INSTALLED OVER THE EXISTING PLYWOOD SUBSTRATE.
   - 24 GA. KYNAR-COATED SHEET METAL ROOF PANELS WITH ZEE-LOCK STANDING SEAM.
4. INSTALL 24 GA. KYNAR-COATED SHEET METAL EAVE FLASHING, GUTTER AND DOWNSPOUTS. PROVIDE ADDITIONAL LAYER OF SELF-ADHERED HT MEMBRANE AT EAVE / GUTTER LOCATIONS.
5. INSTALL 24 GA. KYNAR-COATED SHEET METAL FASCIA.
6. INSTALL 24 GA. KYNAR-COATED SHEET METAL WALL FLASHING AND COUNTERFLASHING.
7. INSTALL 24 GA. KYNAR-COATED SHEET METAL RIDGE CAP. PROVIDE ADDITIONAL LAYER OF SELF-ADHERED HT MEMBRANE CENTERED OVER RIDGE OR HIP.
8. INSTALL 24 GA. KYNAR-COATED SHEET METAL VALLEY FLASHING. PROVIDE ADDITIONAL LAYER OF SELF-ADHERED HT MEMBRANE CENTERED ON VALLEY.
9. INSTALL 24 GA. KYNAR-COATED SHEET METAL COUNTERFLASHING AT TIE-IN TO EPDM ROOF MEMBRANE.
10. AT RADIUSED ROOF, INSTALL TAPERED METAL ROOF PANELS TO MATCH EXISTING DIMENSIONS. INSTALL A 24 GA. KYNAR-COATED SHEET METAL DRIP EDGE AND FASCIA WITH 22 GA. JOGGLE CLEATS SPACED 6" O.C.
11. INSTALL SNOW AND ICE GUARD AS SPECIFIED. SNOW GUARD MANUFACTURER TO PROVIDE LAYOUT PLAN FOR SNOW GUARD LOCATIONS. CURRENT LAYOUT SHOWN FOR REFERENCE ONLY. MANUFACTURER TO PROVIDE QUANTITY AND LOCATION.
12. REMOVE AND RE-INSTALL EXISTING LIGHTNING PROTECTION SYSTEM.

AREA ID	ASSEMBLY TYPE
1	CONDITIONED
1A	CONDITIONED
2	NON-CONDITIONED
3	NON-CONDITIONED
4	CONDITIONED
5	CONDITIONED
6	NON-CONDITIONED
7	CONDITIONED
8	CONDITIONED
9	CONDITIONED
10	CONDITIONED
11	CONDITIONED
12	NON-CONDITIONED

1 A104 RENOVATION ROOF PLAN
SCALE: 1/8" = 1'-0"

N W E S

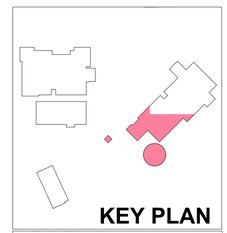

LEGEND

	RTU CURB
	EXHAUST VENT ON CURB
	CONDENSING UNIT ON SUPPORT CURBS
RD	PRIMARY ROOF DRAIN
OD	OVERFLOW DRAIN
	SOIL STACK
	GOOSENECK VENT
	PENETRATION POCKET
	HEAT STACK
LP	LIGHTNING PROTECTION
	MISC. PIPE PENETRATION
A	ABANDONED CURB/UNIT
DS	DOWNSPOUT
X	AREA ID

The Professional Architects seal and signature affixed to this sheet applies only to this sheet and information shown on this sheet. All drawings, instruments, or other documents not exhibiting this seal shall not be considered prepared by this architect, and the architect expressly disclaims any and all responsibility for such plans, drawings, or documents not exhibiting this seal.

This Document is intended to be signed digitally. If no digital signature is attached to this file, this media should not be considered a certified document.

11/05/2026	ISSUED FOR CONSTRUCTION		
		DRAWN BY: IDS	CHECKED BY: RPO

RMT ROOFING AND WATERPROOFING CONSULTANTS, INC.
410 SOVEREIGN COURT STE 18
MANCHESTER, MO 63011
OFFICE (636)-391-2185

CLYDESDALE HALL
ROOF REPLACEMENT
900 E. CAMPUS DRIVE
COLUMBIA, BOONE COUNTY, MISSOURI 65211

PROJECT NUMBER
CP260961

SHEET TITLE:
RENOVATION ROOF PLAN

SHEET NUMBER:
A104

CONTRACTOR RESPONSIBLE TO PROTECT SURROUNDING ROOF AREAS THAT MAY BE UTILIZED FOR ACCESS AND MATERIAL STORAGE BY LAYING INSULATION AND PLYWOOD OVER EXISTING ROOF.

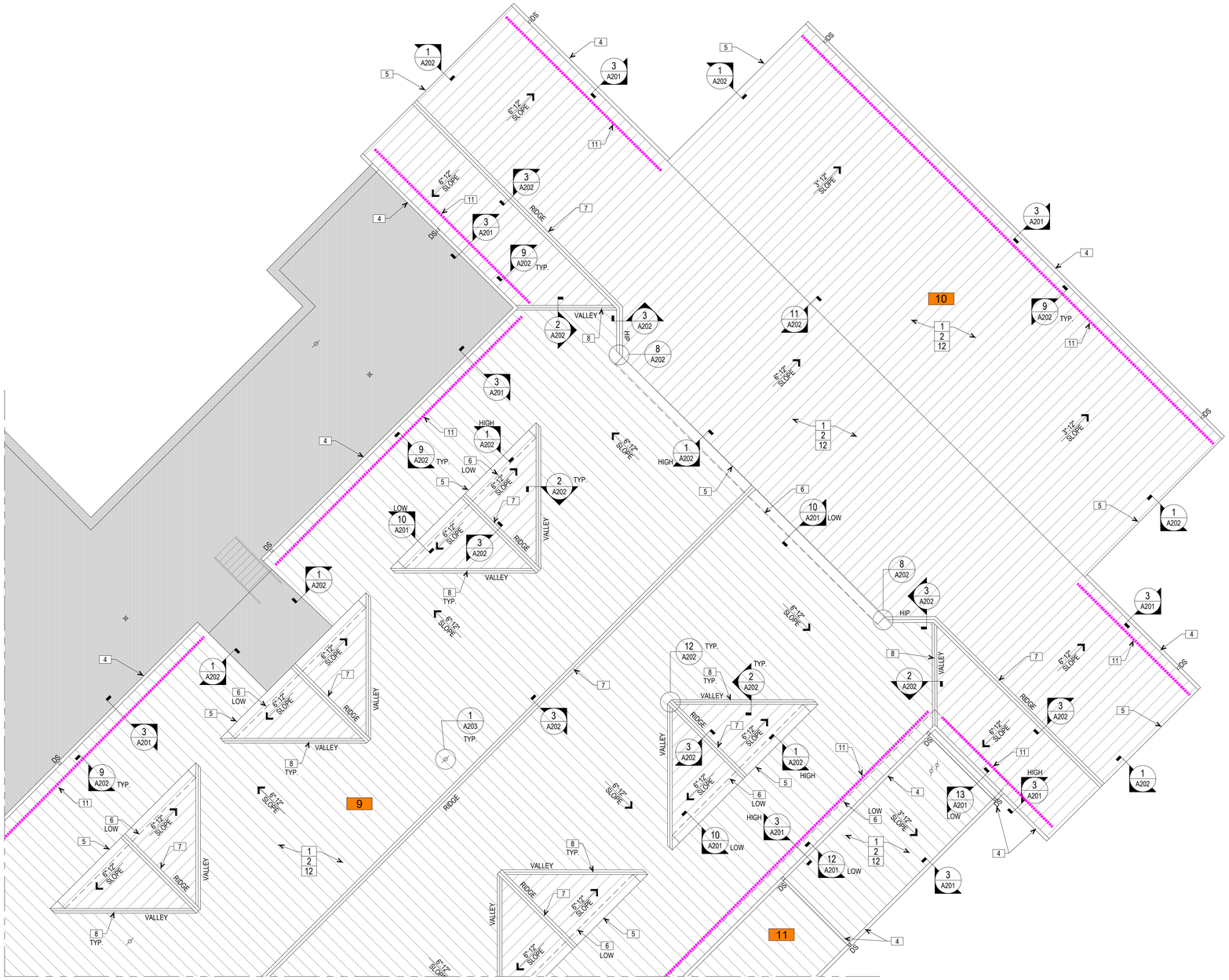

1 A105 RENOVATION ROOF PLAN
SCALE: 1/8" = 1'-0"

RENOVATION ROOF NOTES:

1. CONTRACTOR RESPONSIBLE TO FIELD VERIFY ALL MEASUREMENTS BEFORE BEGINNING EACH DAYS CONSTRUCTION.
2. NEW METAL ROOF ASSEMBLY OVER CONDITIONED SPACE TO BE INSTALLED AS FOLLOWS:
   - SELF-ADHERED VAPOR BARRIER OVER EXISTING STEEL DECK.
   - (1) LAYER OF 4" POLYISO. INSULATION BOARDS, LOOSE-LAID OVER STEEL DECK. CONTRACTOR HAS OPTION TO USE (2) LAYERS OF 2" POLYISO. INSULATION BOARDS INSTALLED WITH JOINTS STAGGERED AND JOINTS VERTICALLY OFFSET FROM BOARDS BELOW.
   - (1) LAYER OF 1/2" GYPSUM COVER BOARD, MECHANICALLY FASTENED TO STEEL DECK TO MEET FM I-90 REQUIREMENTS.
   - SELF-ADHERED HT MEMBRANE UNDERLAYMENT INSTALLED OVER THE COVER BOARD. INSTALL ADDITIONAL LAYERS OF UNDERLAYMENT AT EAVES, RIDGES, HIPS AND VALLEYS.
   - 24 GA. KYNAR-COATED SHEET METAL ROOF PANELS WITH ZEE-LOCK STANDING SEAM.
3. NEW METAL ROOF ASSEMBLY OVER NON-CONDITIONED SPACE TO BE INSTALLED AS FOLLOWS:
   - SELF-ADHERED HT MEMBRANE UNDERLAYMENT INSTALLED OVER THE EXISTING PLYWOOD SUBSTRATE.
   - 24 GA. KYNAR-COATED SHEET METAL ROOF PANELS WITH ZEE-LOCK STANDING SEAM.
4. INSTALL 24 GA. KYNAR-COATED SHEET METAL EAVE FLASHING, GUTTER AND DOWNSPOUTS. PROVIDE ADDITIONAL LAYER OF SELF-ADHERED HT MEMBRANE AT EAVE / GUTTER LOCATIONS.
5. INSTALL 24 GA. KYNAR-COATED SHEET METAL FASCIA.
6. INSTALL 24 GA. KYNAR-COATED SHEET METAL WALL FLASHING AND COUNTERFLASHING.
7. INSTALL 24 GA. KYNAR-COATED SHEET METAL RIDGE CAP. PROVIDE ADDITIONAL LAYER OF SELF-ADHERED HT MEMBRANE CENTERED OVER RIDGE OR HIP.
8. INSTALL 24 GA. KYNAR-COATED SHEET METAL VALLEY FLASHING. PROVIDE ADDITIONAL LAYER OF SELF-ADHERED HT MEMBRANE CENTERED ON VALLEY.
9. INSTALL 24 GA. KYNAR-COATED SHEET METAL COUNTERFLASHING AT TIE-IN TO EPDM ROOF MEMBRANE.
10. AT RADIUSED ROOF, INSTALL TAPERED METAL ROOF PANELS TO MATCH EXISTING DIMENSIONS. INSTALL A 24 GA. KYNAR-COATED SHEET METAL DRIP EDGE AND FASCIA WITH 22 GA. JOGGLE CLEATS SPACED 6" O.C.
11. INSTALL SNOW AND ICE GUARD AS SPECIFIED. SNOW GUARD MANUFACTURER TO PROVIDE LAYOUT PLAN FOR SNOW GUARD LOCATIONS. CURRENT LAYOUT SHOWN FOR REFERENCE ONLY. MANUFACTURER TO PROVIDE QUANTITY AND LOCATION.
12. REMOVE AND RE-INSTALL EXISTING LIGHTNING PROTECTION SYSTEM.

AREA ID	ASSEMBLY TYPE
1	CONDITIONED
1A	CONDITIONED
2	NON-CONDITIONED
3	NON-CONDITIONED
4	CONDITIONED
5	CONDITIONED
6	NON-CONDITIONED
7	CONDITIONED
8	CONDITIONED
9	CONDITIONED
10	CONDITIONED
11	CONDITIONED
12	NON-CONDITIONED

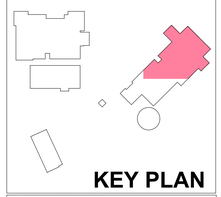

KEY PLAN

LEGEND

☒	RTU CURB
◯	EXHAUST VENT ON CURB
▭	CONDENSING UNIT ON SUPPORT CURBS
RD	PRIMARY ROOF DRAIN
OD	OVERFLOW DRAIN
	SOIL STACK
	GOOSENECK VENT
●	PENETRATION POCKET
◎	HEAT STACK
LP	LIGHTNING PROTECTION
○	MISC. PIPE PENETRATION
A	ABANDONED CURB/UNIT
DS	DOWNSPOUT
X	AREA ID

N W E S

The Professional Architects seal and signature affixed to this sheet applies only to this sheet and information shown on this sheet. All drawings, instruments, or other documents not exhibiting this seal shall not be considered prepared by this architect, and this architect does not assume any responsibility for such plans, drawings, or documents not exhibiting this seal.

This Document is intended to be signed digitally. If no digital signature is attached to this file, this media should not be considered a certified document.

DRAWN BY:	CHECKED BY:
IDS	RPO

11/05/2026	ISSUED FOR CONSTRUCTION

RMT ROOFING AND WATERPROOFING CONSULTANTS, INC.
410 SOVEREIGN COURT STE 18
MANCHESTER, MO 63011
OFFICE (636)-391-2185

CLYDESDALE HALL
ROOF REPLACEMENT
900 E. CAMPUS DRIVE
COLUMBIA, BOONE COUNTY, MISSOURI 65211

PROJECT NUMBER
CP260961

SHEET TITLE:
RENOVATION ROOF PLAN

SHEET NUMBER:
A105

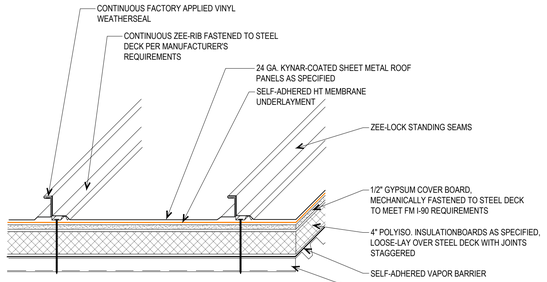

1 A201 TYPICAL FIELD SECTION - STANDING SEAM METAL ROOF ASSEMBLY (INSULATED)
not to scale

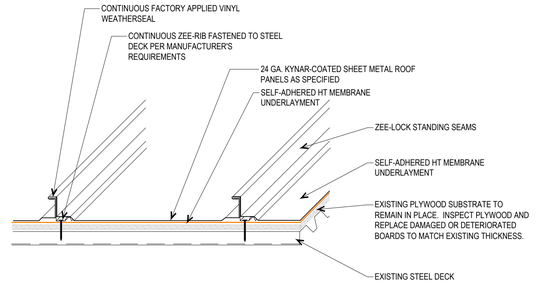

2 A201 TYPICAL FIELD SECTION - STANDING SEAM METAL ROOF ASSEMBLY (NON-INSULATED)
NOT TO SCALE

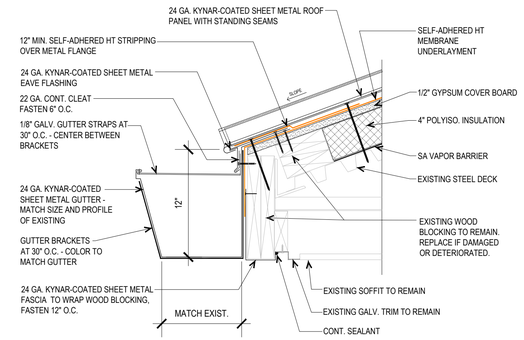

3 A201 GUTTER DETAIL
NOT TO SCALE

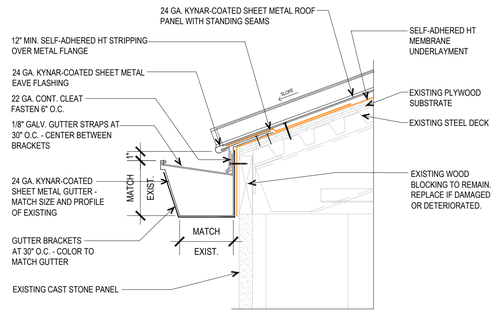

4 A201 GUTTER DETAIL
NOT TO SCALE

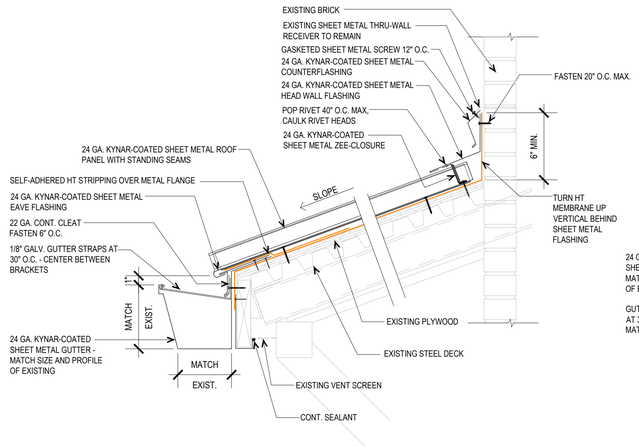

6 A201 ENTRY CANOPY DETAIL
NOT TO SCALE

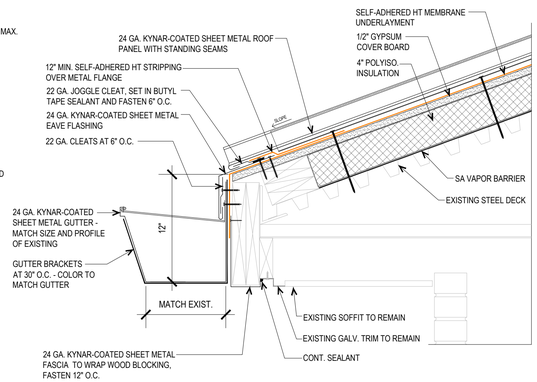

7 A201 RADIUSED GUTTER DETAIL
NOT TO SCALE

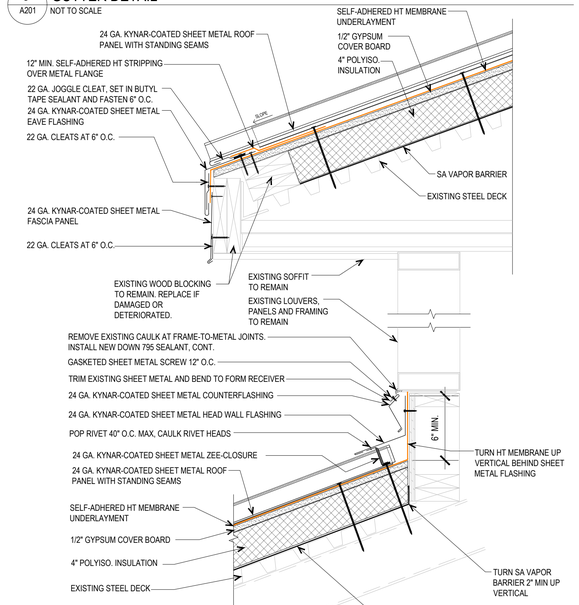

8 A201 SECTION AT RADIUS ROOF
NOT TO SCALE

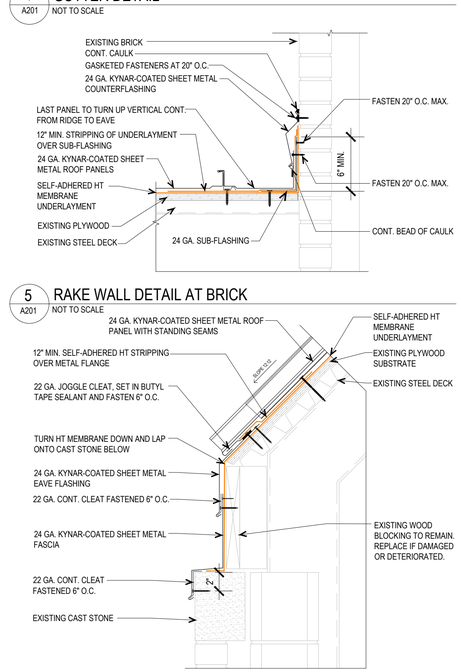

5 A201 RAKE WALL DETAIL AT BRICK
NOT TO SCALE

9 A201 EAVE DETAIL
NOT TO SCALE

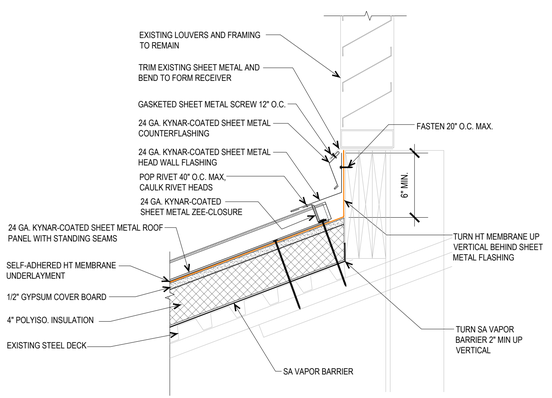

10 A201 HEAD WALL DETAIL AT LOUVERS
NOT TO SCALE

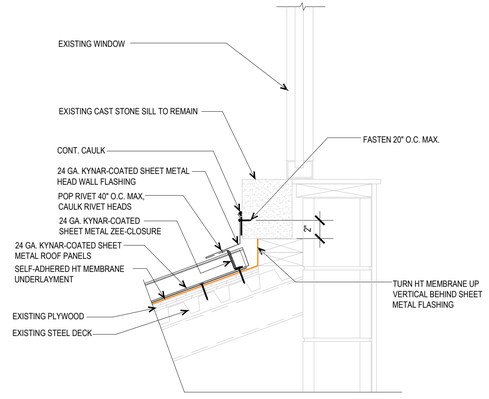

11 A201 HEAD WALL DETAIL AT CAST STONE
NOT TO SCALE

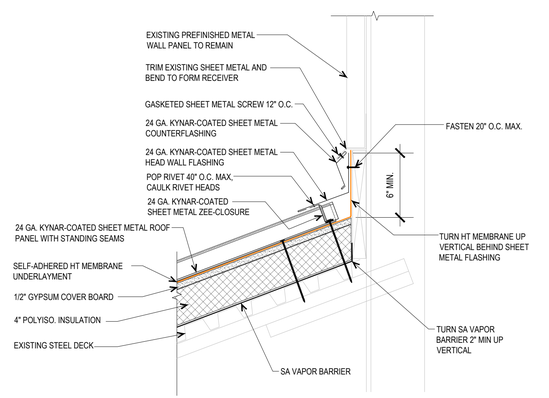

12 A201 HEAD WALL DETAIL AT METAL PANELS
NOT TO SCALE

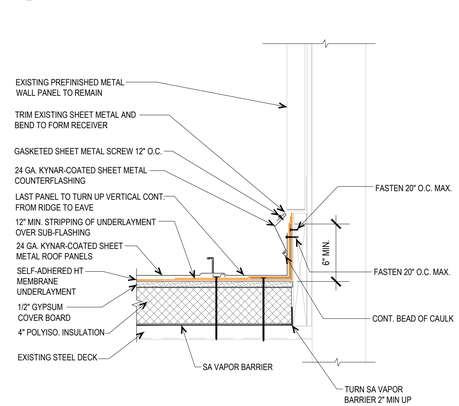

13 A201 RAKE WALL DETAIL AT METAL PANELS
NOT TO SCALE

The Professional Architects seal and signature affixed to this sheet applies only to sheet and information shown on this sheet. All drawings, instruments, or other documents not exhibiting this seal shall not be considered prepared by this architect, and the architect shall not be responsible for such plans, drawings, or documents not exhibiting this seal.

This Document is intended to be signed digitally. If no digital signature is attached to this file, this media should not be considered a certified document.

11/05/2026	ISSUED FOR CONSTRUCTION	
	DRAWN BY: IDS	CHECKED BY: RPO

RMT ROOFING AND WATERPROOFING CONSULTANTS, INC.
418 SOVEREIGN COURT STE 18
MISSOURI 63011-2433
OFFICE (636)-391-2185

CLYDESDALE HALL
ROOF REPLACEMENT
900 E. CAMPUS DRIVE
COLUMBIA, BOONE COUNTY, MISSOURI 65211

PROJECT NUMBER
CP260961

SHEET TITLE:
ROOF DETAILS

SHEET NUMBER:
A201

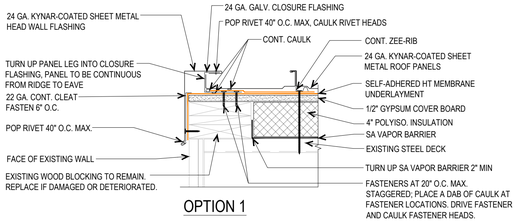

OPTION 1

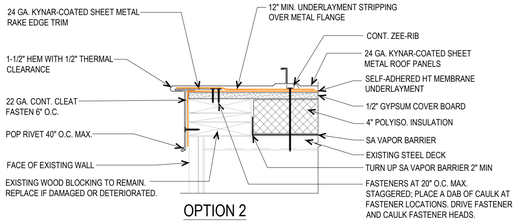

OPTION 2

1 A202 RAKE EDGE DETAILS
NOT TO SCALE

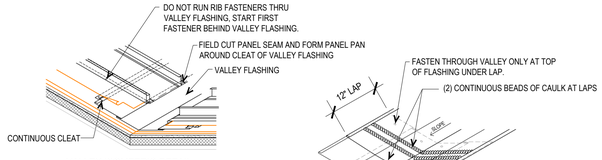

VALLEY ISOMETRIC DETAIL

VALLEY FLASHING LAP JOINT

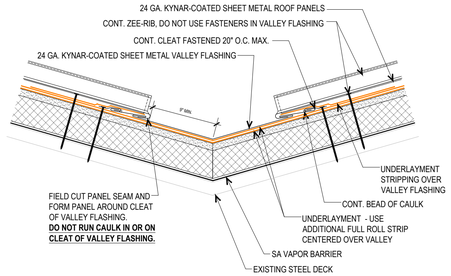

2 A202 VALLEY DETAIL
NOT TO SCALE

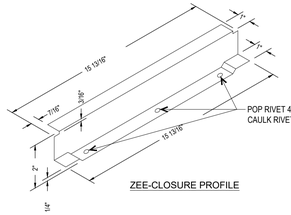

ZEE-CLOSURE PROFILE

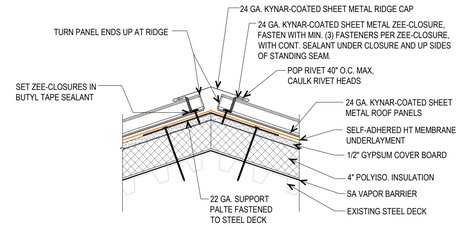

3 A202 HIP / RIDGE DETAIL
NOT TO SCALE

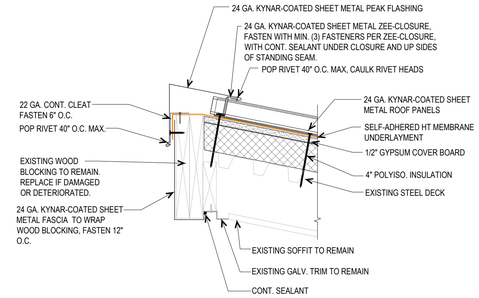

4 A202 PEAK DETAIL
NOT TO SCALE

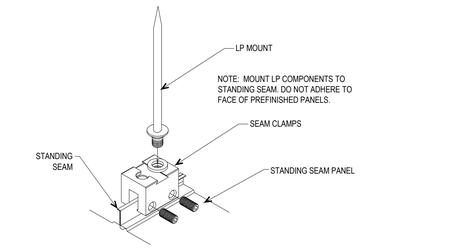

5 A202 LIGHTNING PROTECTION DETAIL
NOT TO SCALE

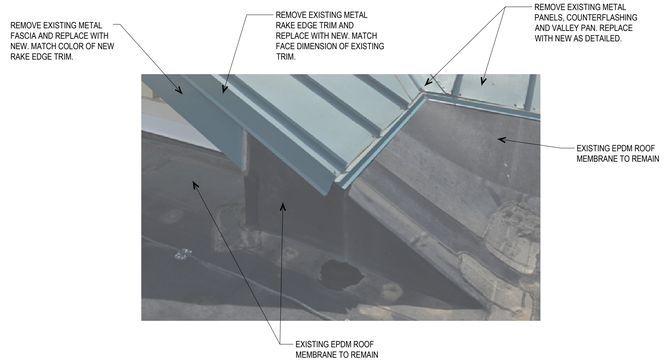

6 A202 TRANSITION DETAL AT EPDM ROOF
NOT TO SCALE

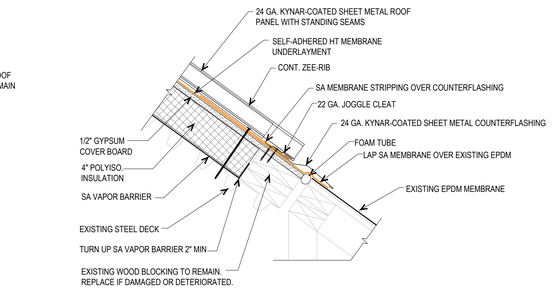

7 A202 TIE-IN DETAIL TO EPDM ROOF
NOT TO SCALE

PLAN VIEW

8 A202 DUTCH GABLE DETAIL
NOT TO SCALE

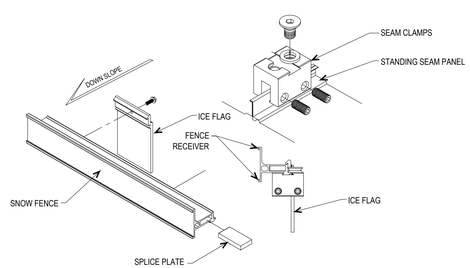

9 A202 SNOW AND ICE GUARD
NOT TO SCALE

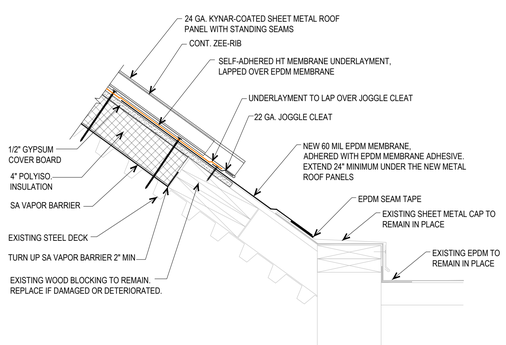

10 A202 TRANSITION DETAIL AT RADIUSED ROOF
NOT TO SCALE

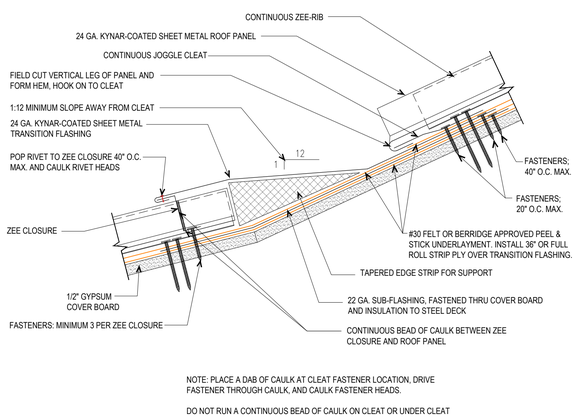

NOTE: PLACE A DAB OF CAULK AT CLEAT FASTENER LOCATION, DRIVE FASTENER THROUGH CAULK, AND CAULK FASTENER HEADS.

DO NOT RUN A CONTINUOUS BEAD OF CAULK ON CLEAT OR UNDER CLEAT

11 A202 SLOPE TRANSITION DETAIL
NOT TO SCALE

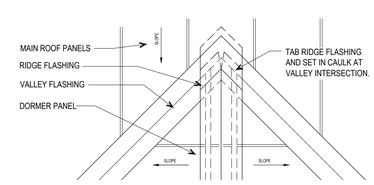

SECTION VIEW

PLAN VIEW

12 A202 RIDGE TRANSITION DETAIL
NOT TO SCALE

The Professional Architects seal and signature affixed to this sheet applies only to the material and information shown on this sheet. All drawings, instruments, or other documents not exhibiting this seal shall not be considered prepared by this architect, and the architect shall not be responsible for such plans, drawings, or documents not exhibiting this seal.

This Document is intended to be signed digitally. If no digital signature is attached to this file, this media should not be considered a certified document.

DRAWN BY:	CHECKED BY:
IDS	RPO

11/05/2026 ISSUED FOR CONSTRUCTION

RMT ROOFING AND WATERPROOFING CONSULTANTS, INC.
410 SOVEREIGN COURT STE 18
MANCHESTER, MO 63011
OFFICE (636)-391-2185

CLYDESDALE HALL
ROOF REPLACEMENT
900 E. CAMPUS DRIVE
COLUMBIA, BOONE COUNTY, MISSOURI 65211

PROJECT NUMBER
CP260961

SHEET TITLE:
ROOF DETAILS

SHEET NUMBER:
A202

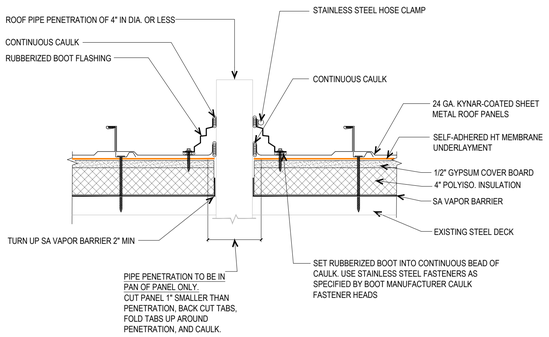

1 A203 **PIPE BOOT DETAIL**
NOT TO SCALE

FOR USE WHERE PIPE PENETRATIONS INTERFERE WITH STANDING SEAM LOCATIONS.

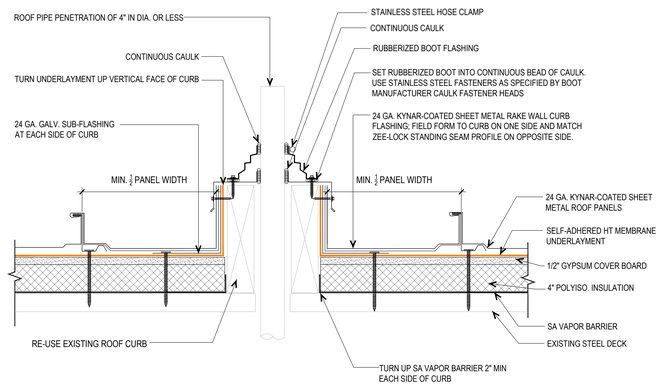

2 A203 **CURB DETAIL**
NOT TO SCALE

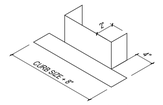

CURB WRAP FLASHING

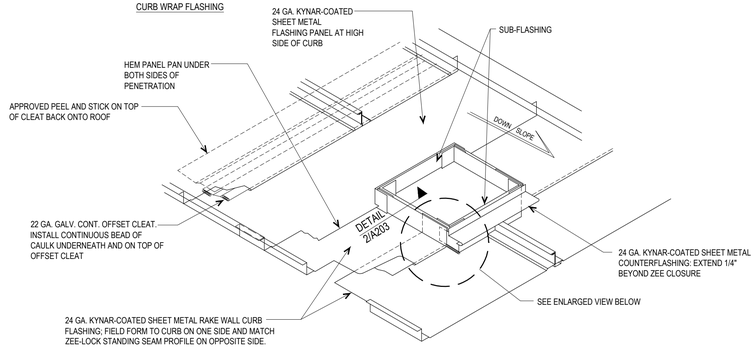

3 A203 **ISOMETRIC VIEW OF CURB DETAIL**
NOT TO SCALE

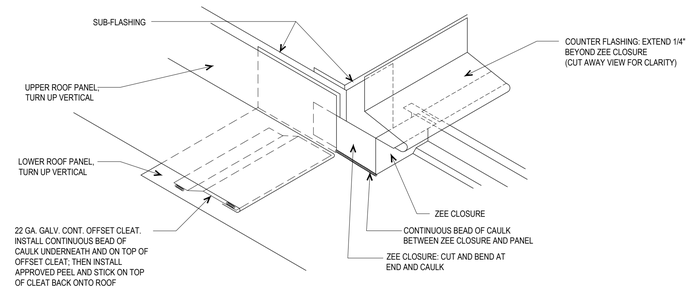

4 A203 **ENLARGED CURB CORNER DETAIL**
NOT TO SCALE

The Professional Architects seal and signature affixed to this sheet applies only to the drawings, information shown on this sheet. All drawings, instruments, or other documents not exhibiting this seal shall not be considered prepared by this architect, and the architect does not accept any responsibility for, and is not responsible for such plans, drawings, or documents not exhibiting this seal.

This Document is intended to be signed digitally. If no digital signature is attached to this file, this media should not be considered a certified document.

DRAWN BY: IDS	CHECKED BY: RPO
11/05/2026	ISSUED FOR CONSTRUCTION

RMT ROOFING AND WATERPROOFING CONSULTANTS, INC.
418 SOVEREIGN COURT STE 18
MANCHESTER, MO 63011
OFFICE (636)-391-2185

CLYDESDALE HALL
ROOF REPLACEMENT
900 E. CAMPUS DRIVE
COLUMBIA, BOONE COUNTY, MISSOURI 65211

PROJECT NUMBER
CP260961

SHEET TITLE:
ROOF DETAILS

SHEET NUMBER:
A203